




4-2. How to Check Fault Symptom

4-2-1. Video

Customer Picture Test

Main Board	Pre FRC	Post FRC	Problem
			
Pass	Pass	Pass	Check Signal Source and other inputs
Fail	Pass	Pass	Main Board or LVDS Cable
Fail	Fail	Pass	T-Con or Board
Fail	Fail	Fail	T-Con or Panel


MAIN / T-CON

Troubleshooting

CHECK TEST PATTERNS

- 1 Verify "Pattern Sel".
- 2 Verify "US Post Pattern".

• ENTER : Factory mode → SVC → Info → Test Pattern



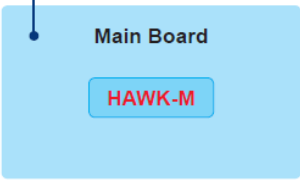
SOC TCON Test Pattern

SOC TCON Pattern Level

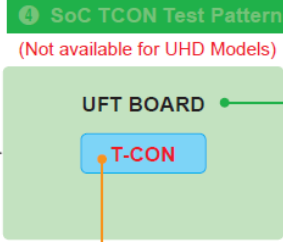
SOC TCON2 Test Pattern

SOC TCON2 Pattern Level

1 Scaler Pattern



3 SoC TCON Test Pattern
(Not available for UHD Models)



← LVDS →

2 US Post Pattern

Video Test

- 1 Power TV ON.
- 2 Verify initial Start Up Screens with Power On.
- 3 Press Mute 147 Mute to view Test Pattern from the MAIN Board.
- 4 Press Mute 369 Mute to view Test Pattern from T-CON Board.

4-2

