


JVC

SERVICEMANUAL

COMPACT VHS CAMCORDER

GR-AX410U



Compact VHS



Regarding service information other than these sections, refer to the GR-AX210U/U(C) service manual (No. 86273). Also, be sure to note important safety precautions provided in the service manual.

SPECIFICATIONS *(The specifications shown pertain specifically to the model GR-AX410U)*

GENERAL

Format	: VHS NTSC standard
Power source	: DC 6V ---
Power consumption	: 5.9 W
Signal system	: NTSC-type
Video recording system	
Luminance	: FM recording
Color	: Converted sub-carrier direct recording * Conforms to VHS standard
Cassette	: VHS-C cassette
Tape speed	
SP	: 33.35 mm/sec. (1-5/16 ips)
EP	: 11.12 mm/sec. (7/16 ips)
Recording time (max.)	
SP	: 40 minutes
EP	: 120 minutes (with TC-40 cassette)
Operating temperature	: 0°C to +40°C (32°F to 104°F)
Operating humidity	: 35% to 80%
Storage temperature	: -20°C to +50°C (-4°F to 122°F)
Weight	: Approx. 720 g (1.6 lbs)
Dimensions (Including viewfinder)	: 109 (W) x 113 (H) x 206 (D) mm (4-5/16" x 4-1/2" x 8-1/8")

CAMERA

Pick up	: 1/4" format CCD
Lens	: F1.6, f = 4.2 to 50.4 mm, 12:1 power zoom lens with auto iris and macro control, filter diameter 46 mm
Viewfinder	: Electronic viewfinder with 0.55" color LCD
White balance adjustment	: Auto/Manual adjustment

VIDEO

Output	: 1 Vp-p, 75 ohms, unbalanced (via VIDEO out connector)
--------	---

AUDIO

Output	: -8 dBs, 1 k-ohm (via AUDIO out connector)
--------	---

AC POWER ADAPTER/BATTERY CHARGER (AA-V11U)

Power requirement	
U.S.A. and Canada	: AC 120 V \sim , 60 HZ
Other countries	: AC 110 V to 240 V \sim , 50/60 HZ
Power consumption	: 23 W
Output	
Charge	: DC 8.5 V --- , 1.3 A
VTR	: DC 6.3 V --- , 1.8 A
Charging system	: Constant current, peak detection, timer controlled

Dimensions	: 150 (W) x 42 (H) x 68 (D) mm (5-15/16" x 1-11/16" x 2-11/16")
Weight	: Approx. 320 g (0.71 lbs)

CASSETTE ADAPTER (C-P7U)

Dimensions	: 188 (W) x 25 (H) x 104 (D) mm (7-7/16" x 1" x 4-1/8")
Weight	: Approx. 240 g (0.53 lbs)
Accessory	: *AA (R6)"-size battery x 1

Provided Accessories pg. 6

Optional Accessories

- Battery Packs BN-V12U, BN-V22U, BN-V25U
- Car Battery Charger BH-V3U
- Battery Charger BH-VC10U
- Car Battery Cord AP-V7U
- RF Unit RF-V5U
- Wired Remote Control Unit RM-V20U
- Compact VHS-C Cassettes TC-40/30/20
- Active Carrying Bag CB-V7U

* Some accessories are not available in some areas. Please consult your nearest JVC dealer for details on accessories and their availability.

Specifications shown are for SP mode unless otherwise indicated. E. & O. E. Design and specifications subject to change without notice.

TABLE OF CONTENTS

4. CHARTS AND DIAGRAMS

4.2 POWER SYSTEM BLOCK DIAGRAM	4-5
4.16 ELECTRONIC VIEWFINDER SCHEMATIC DIAGRAMS	4-41
4.17 ELECTRONIC VIEWFINDER CIRCUIT BOAED	4-43

5. PARTS LIST

5-4 ELECTRONIC VIEWFINDER ASSEMBLY <M4>	5-8
5-6 ELECTRICAL PARTS LIST	
PBL BOARD ASSEMBLY <51>	5-19
CLD BOARD ASSEMBLY <52>	5-19
BL BOARD ASSEMBLY <53>	5-19

The following table lists the different points between models [GR-AX210U, GR-AX210U(C), GR-AX410U and GR-AX410U(C)] in this series.

MODEL	GR-AX210U	GR-AX210U(C)	GR-AX410U	GR-AX410U(C)
ITEM				
ELECTRONIC VIEWFINDER	black/white	←	color	←

PACKING ASSEMBLY<M1>

REF.NO.	MODEL	GR-AX210U	GR-AX210U(C)	GR-AX410U	GR-AX410U(C)
2	ITEM				
	PACKING CASE	YQ32238	YQ32238-13	YQ32238-70	YQ32238-71
△ 5	INSTRUCTIONS	YU30052-501	YU30052-515	YU30052-588	YU30052-515
6	SER.NET CARD	-	BT-20071B	-	BT-20071B
8	REGIST. CARD	BT-51006-1	-	BT-51006-1	-
9	WARRANTY CARD	-	BT-52002-1	-	BT-52002-1

FINAL ASSEMBLY<M2>

REF.NO.	MODEL	GR-AX210U	GR-AX210U(C)	GR-AX410U	GR-AX410U(C)
117	ITEM				
	TOP COVER	YQ20904	←	YQ20904-33	←

ELECTRONIC VIEWFINDER ASSEMBLY<M4>

REF.NO.	MODEL	GR-AX210U	GR-AX210U(C)	GR-AX410U	GR-AX410U(C)
-	ITEM				
	E.VF ASSY	YQ32236A YQ32237A	← ←	YS2078/Q 2	←

MAIN BOARD ASSEMBLY<01>

REF.NO.	MODEL	GR-AX210U	GR-AX210U(C)	GR-AX410U	GR-AX410U(C)
PWBA	ITEM				
	MAIN BOARD ASSY	YB10160A-01	←	YB10160P-01	←
D504	DIODE	-	-	DAN222	←
R60	RESISTOE	-	-	NRSA63J-103X	←
R61	RESISTOE	NRSA63J-103X	←	NRSA63J-152X	←
R527	RESISTOE	NRSA63J-102X	←	NRSA63J-821X	←
R530	RESISTOE	NRSA63J-102X	←	NRSA63J-821X	←
R541	RESISTOE	-	-	NRSA63J-103X	←

REAR BOARD ASSEMBLY<02>

REF.NO.	MODEL		GR-AX210U	GR-AX210U(C)	GR-AX410U	GR-AX410U(C)
	ITEM					
PWBA	REAR BOARD ASSY		YB20750A1-02	←	YB20750G1-02	←
△CP5	CIRCUIT PROTECTOR		-	-	ICP-S0.5-X	←

E.VF BOARD ASSEMBLY<10>

REF.NO.	MODEL		GR-AX210U	GR-AX210U(C)	GR-AX410U	GR-AX410U(C)
	ITEM					
PWBA	E.VF BOARD ASSY		YB-20748A-03	←	-	-

E.VF BOARD ASSEMBLY<50>

REF.NO.	MODEL		GR-AX210U	GR-AX210U(C)	GR-AX410U	GR-AX410U(C)
	ITEM					
PWBA	E.VF BOARD ASSY		YQ31803-500	←	-	-

PBL BOARD ASSEMBLY<51>

REF.NO.	MODEL		GR-AX210U	GR-AX210U(C)	GR-AX410U	GR-AX410U(C)
	ITEM					
PWBA1	PBL BOARD ASSY		-	-	YB20747A1-01	←

CLD BOARD ASSEMBLY<52>

REF.NO.	MODEL		GR-AX210U	GR-AX210U(C)	GR-AX410U	GR-AX410U(C)
	ITEM					
PWBA2	CLD BOARD ASSY		-	-	YB20747A2-01	←

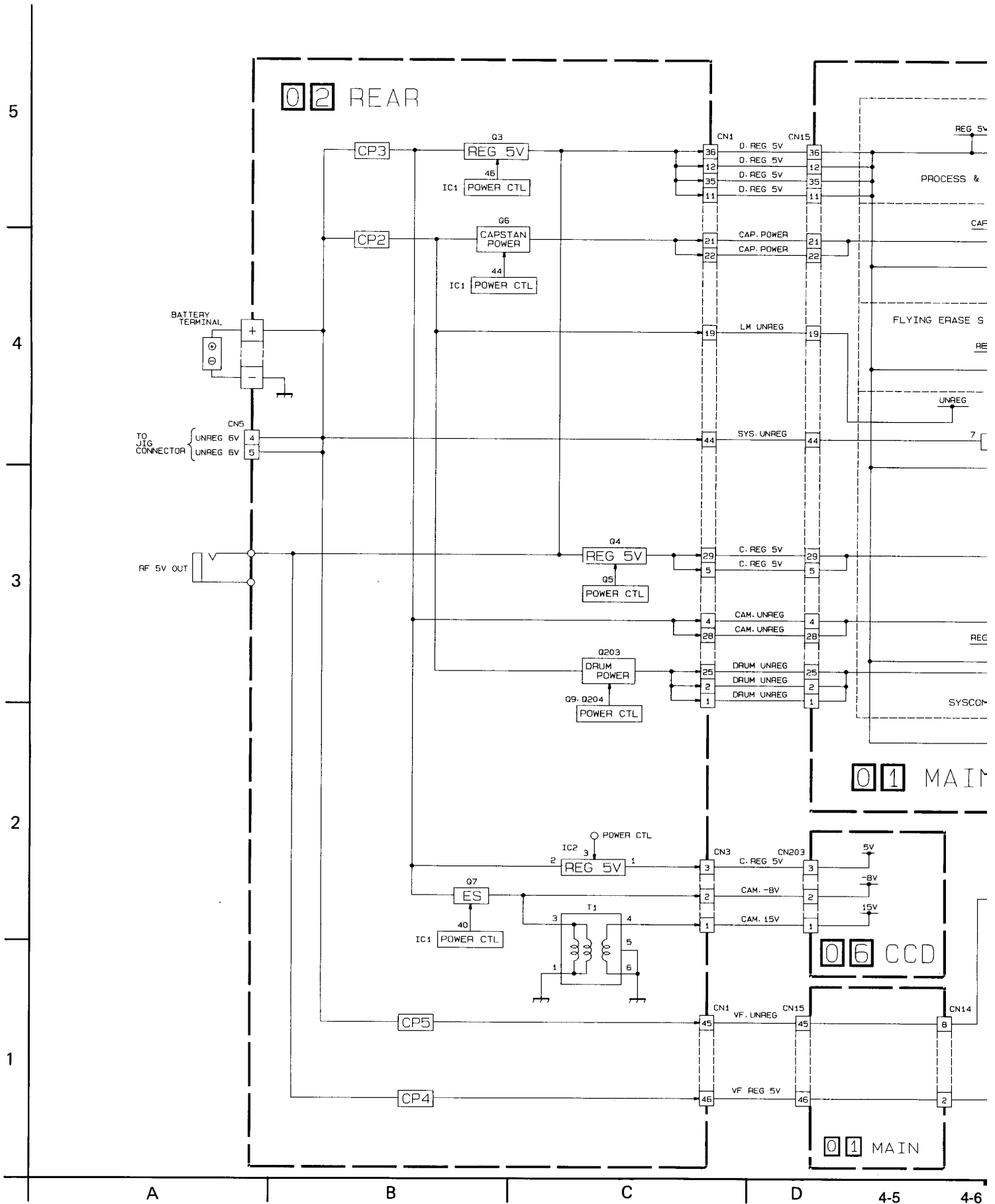
BL BOARD ASSEMBLY<53>

REF.NO.	MODEL		GR-AX210U	GR-AX210U(C)	GR-AX410U	GR-AX410U(C)
	ITEM					
PWBA3	BL BOARD ASSY		-	-	YB20747A3-01	←

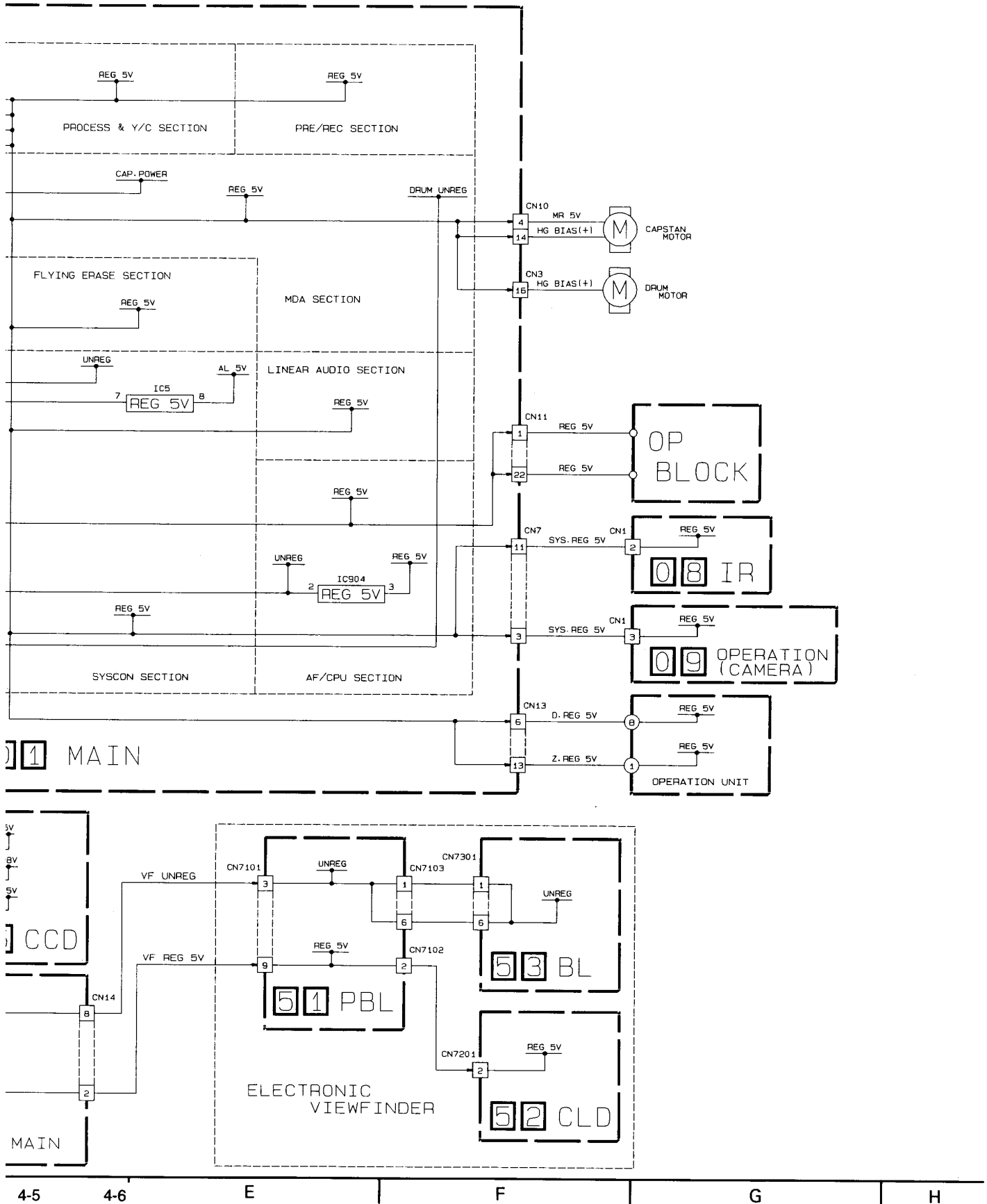
- Notes :
- Mark - is not used.
 - Mark ← is same as left.
 - U/U(C) is this manual mean U for USA and U(C) for CANADA.

4.2 POWER SYSTEM BLOCK DIAGRAM

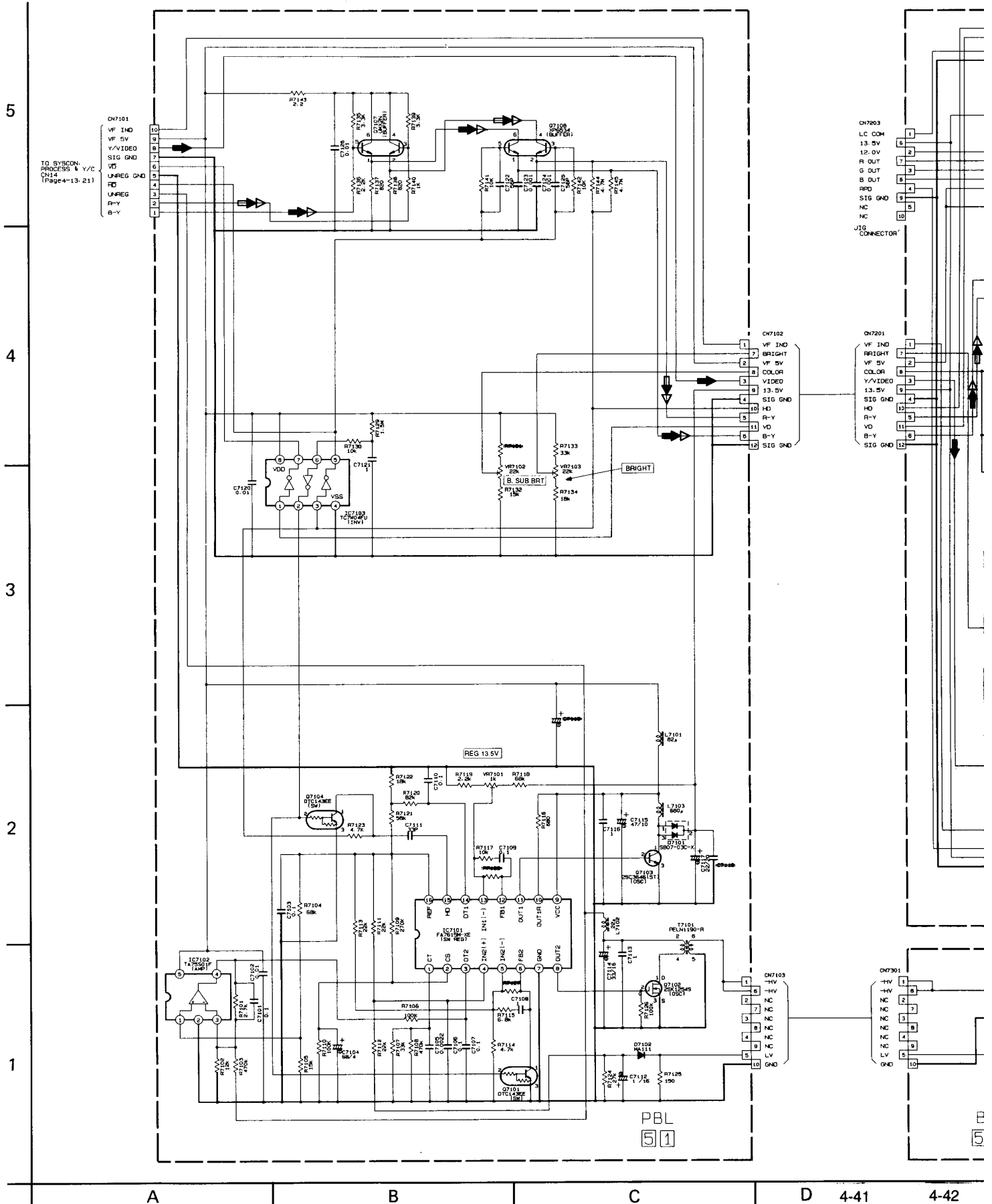
SECTION CHARTS AND DIA

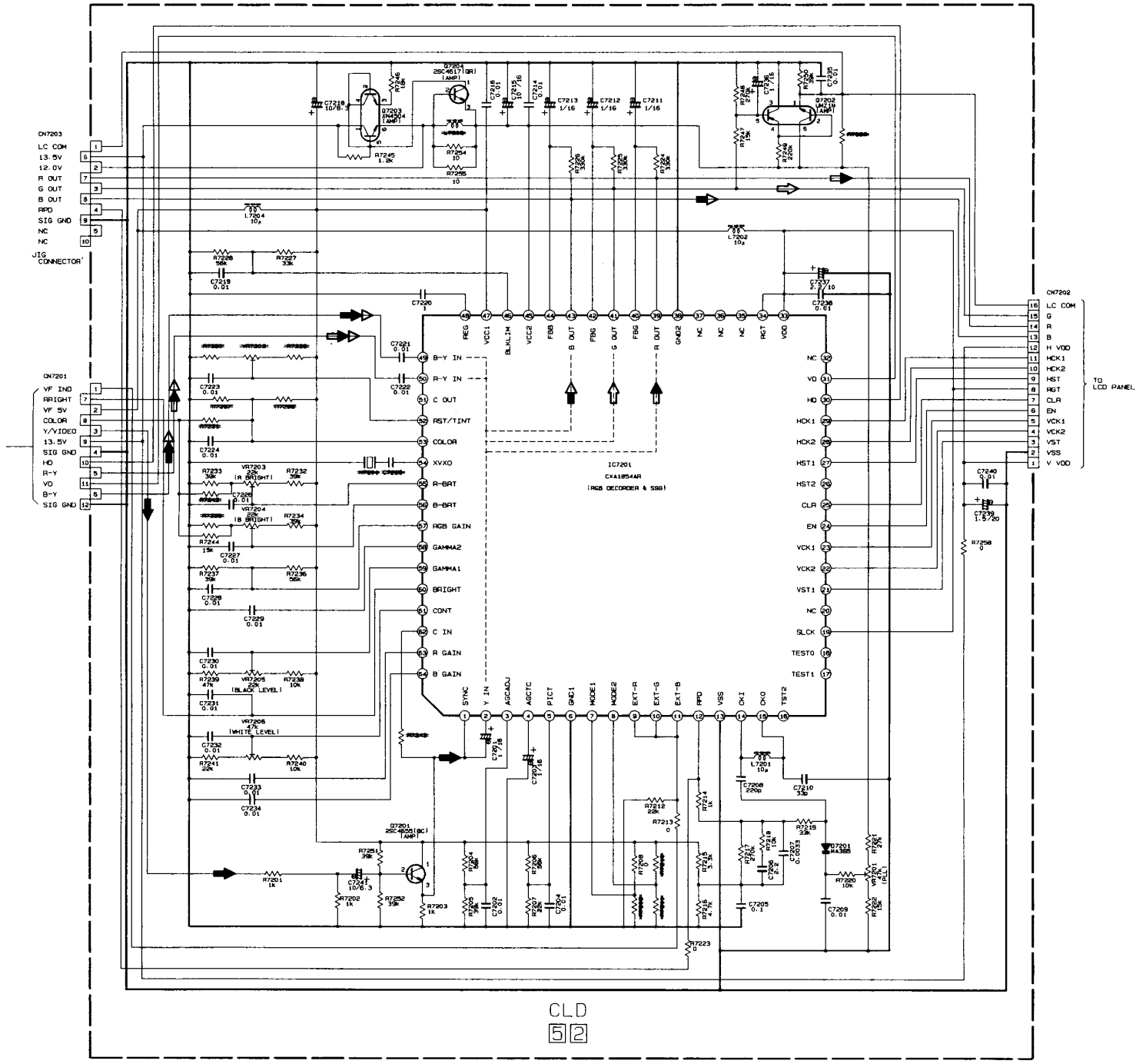


SECTION 4 TS AND DIAGRAMS

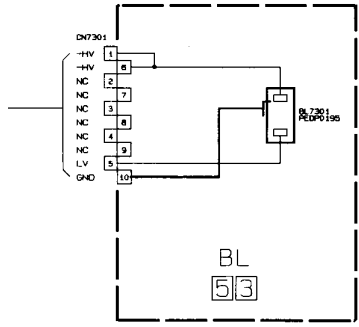


4.16 ELECTRONIC VIEWFINDER SCHEMATIC DIAGRAM





CLD
52



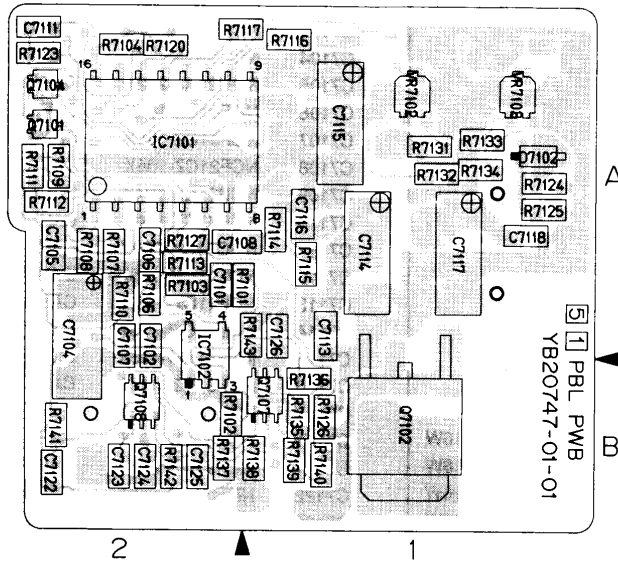
NOTE: SIGNAL PATHSYMBOLS.

▶ VIDEO	◀ G
◀ R	▶ B
◀ R-Y	▶ B-Y

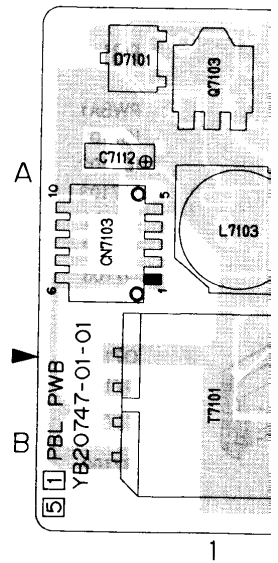
4.17 ELECTRONIC VIEWFINDER CIRCUIT BOARD

-PBL-

FOIL SIDE (B)

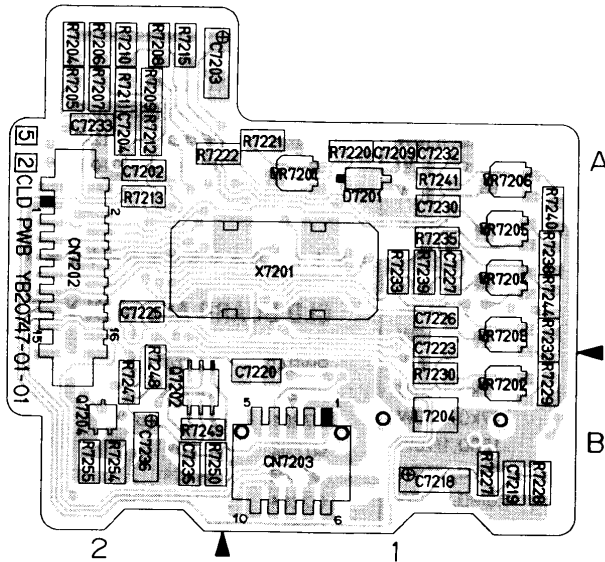


COMP

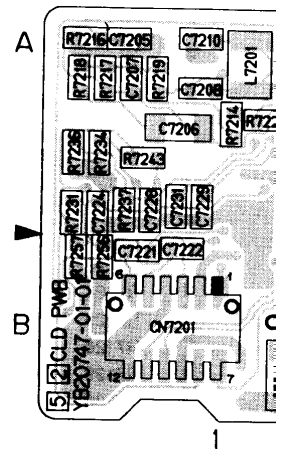


-CLD-

FOIL SIDE (B)

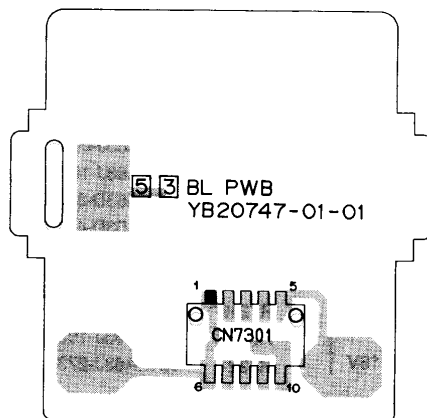


COMP

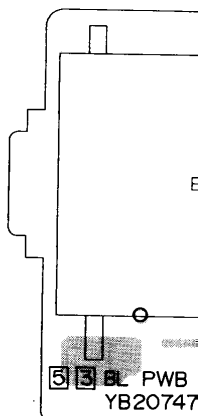


-BL-

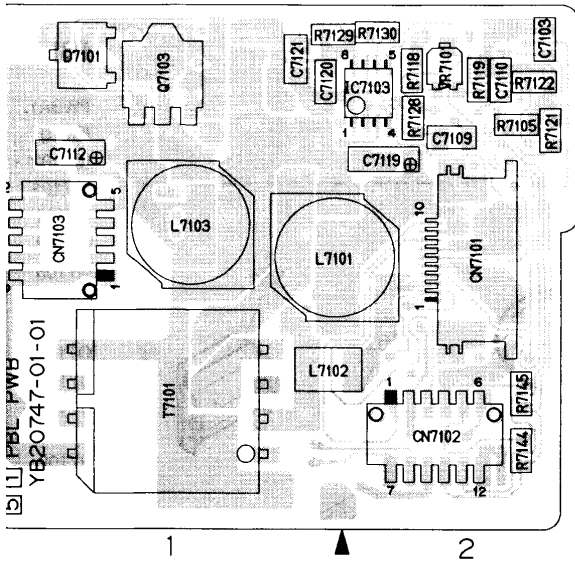
FOIL SIDE (B)



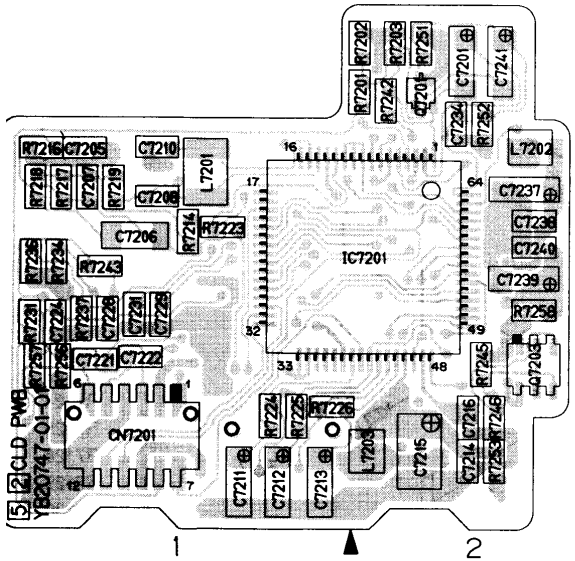
COMPON



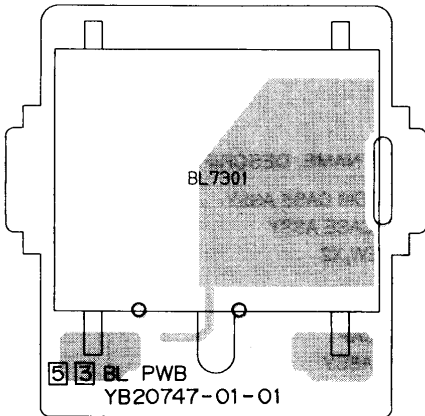
COMPONENT SIDE (A)



COMPONENT SIDE (A)



COMPONENT SIDE (A)



PARTS LOCATION GUIDE <PBL BOARD>

REF.No.	LOCATION	REF.No.	LOCATION	REF.No.	LOCATION	
CAPACITOR			COIL			
C7101	B C 2A	L7101	A C 1A	R7125	B C 1A	
C7102	B C 2A	L7102	A C 1B	R7126	B C 1B	
C7103	A C 2A	L7103	A C 1A	R7127	B C 2A	
C7104	B C 2A	TRANSISTOR			R7128	A C 2A
C7105	B C 2A	Q7101	B C 2A	R7129	A C 1A	
C7106	B C 2A	Q7102	B C 1B	R7130	A C 2A	
C7107	B C 2A	Q7103	A C 1A	R7131	B C 1A	
C7108	B C 2A	Q7104	B C 2A	R7132	B C 1A	
C7109	A C 2A	Q7107	B C 1B	R7133	B C 1A	
C7110	A C 2A	Q7108	B C 2B	R7134	B C 1A	
C7111	B C 2A	RESISTOR			R7135	B C 1B
C7112	A C 1A	R7101	B C 2A	R7136	B C 1B	
C7113	B C 1A	R7102	B C 2B	R7137	B C 2B	
C7114	B C 1A	R7103	B C 2A	R7138	B C 1B	
C7115	B C 1A	R7104	B C 2A	R7139	B C 1B	
C7116	B C 1A	R7105	A C 2A	R7140	B C 1B	
C7117	B C 1A	R7106	B C 2A	R7141	B C 2B	
C7118	B C 1A	R7107	B C 2A	R7142	B C 2B	
C7119	A C 2A	R7108	B C 2A	R7143	B C 1A	
C7120	A C 1A	R7109	B C 2A	R7144	A C 2B	
C7121	A C 1A	R7110	B C 2A	R7145	A C 2B	
C7122	B C 2B	R7111	B C 2A	VOLUM		
C7123	B C 2B	R7112	B C 2A	VR7101	A C 2A	
C7124	B C 2B	R7113	B C 2A	VR7102	B C 1A	
C7125	B C 2B	R7114	B C 1A	VR7103	B C 1A	
C7126	B C 1A	R7115	B C 1A	CONNECTOR		
DIODE			R7116	B C 1A	CN7101	A C 2A
D7101	A C 1A	R7117	B C 2A	CN7102	A C 2B	
D7102	B C 1A	R7118	A C 2A	CN7103	A C 1A	
IC			R7119	A C 2A	TRANS	
IC7101	B C 2A	R7120	B C 2A	T7101	A C 1B	
IC7102	B C 2B	R7121	A C 2A			
IC7103	A C 2A	R7122	A C 2A			
		R7123	B C 2A			
		R7124	B C 1A			

PARTS LOCATION GUIDE <CLD BOARD>

REF.No.	LOCATION	REF.No.	LOCATION	REF.No.	LOCATION	
CAPACITOR			IC			
C7201	A C 2A	IC7201	A C 2A	R7230	B C 1B	
C7202	B C 2A	COIL			R7231	A C 1A
C7203	B C 2A	L7201	A C 1A	R7232	B C 1A	
C7204	B C 2A	L7202	A C 2A	R7233	B C 1A	
C7205	A C 1A	L7203	A C 2B	R7234	A C 1A	
C7206	A C 1A	L7204	B C 1B	R7235	B C 1A	
C7207	A C 1A	TRANSISTOR			R7236	A C 1A
C7208	A C 1A	Q7201	A C 2A	R7237	A C 1A	
C7209	B C 1A	Q7202	B C 2B	R7238	B C 1A	
C7210	A C 1A	Q7203	A C 2B	R7239	B C 1A	
C7211	A C 1B	Q7204	B C 2B	R7240	B C 1A	
C7212	A C 1B	RESISTOR			R7241	B C 1A
C7213	A C 1B	R7201	A C 2A	R7242	A C 2A	
C7214	A C 2B	R7202	A C 2A	R7243	A C 1A	
C7215	A C 2B	R7203	A C 2A	R7244	B C 1A	
C7216	A C 2B	R7204	B C 2A	R7245	A C 2B	
C7218	B C 1B	R7205	B C 2A	R7246	A C 2B	
C7219	B C 1B	R7206	B C 2A	R7247	B C 2B	
C7220	B C 1B	R7207	B C 2A	R7248	B C 2B	
C7221	A C 1B	R7208	B C 2A	R7249	B C 2B	
C7222	A C 1B	R7209	B C 2A	R7250	B C 2B	
C7223	B C 1A	R7210	B C 2A	R7251	A C 2A	
C7224	A C 1A	R7211	B C 2A	R7252	A C 2A	
C7225	B C 2A	R7212	B C 2A	R7253	A C 2B	
C7226	B C 1A	R7213	B C 2A	R7254	B C 2B	
C7227	B C 1A	R7214	B C 2A	R7255	B C 2B	
C7228	A C 1A	R7215	B C 2A	R7256	A C 1B	
C7229	A C 1A	R7216	A C 1A	R7257	A C 1B	
C7230	B C 1A	R7217	A C 1A	R7258	A C 2A	
C7231	A C 1A	R7218	A C 1A	VOLUM		
C7232	B C 1A	R7219	A C 1A	VR7201	B C 1A	
C7233	B C 2A	R7220	B C 1A	VR7202	B C 1B	
C7234	A C 2A	R7221	B C 1A	VR7203	B C 1A	
C7235	B C 2B	R7222	B C 2A	VR7204	B C 1A	
C7236	B C 2B	R7223	A C 1A	VR7205	B C 1A	
C7237	A C 2A	R7224	A C 1B	VR7206	B C 1A	
C7238	A C 2A	R7225	A C 1B	CONNECTOR		
C7239	A C 2A	R7226	A C 1B	CN7201	A C 1B	
C7240	A C 2A	R7227	B C 1B	CN7202	B C 2A	
C7241	A C 2A	R7228	B C 1B	CN7203	B C 1B	
DIODE			R7229	B C 1B	RESONATOR	
D7201	B C 1A	X7201	B C 1A			

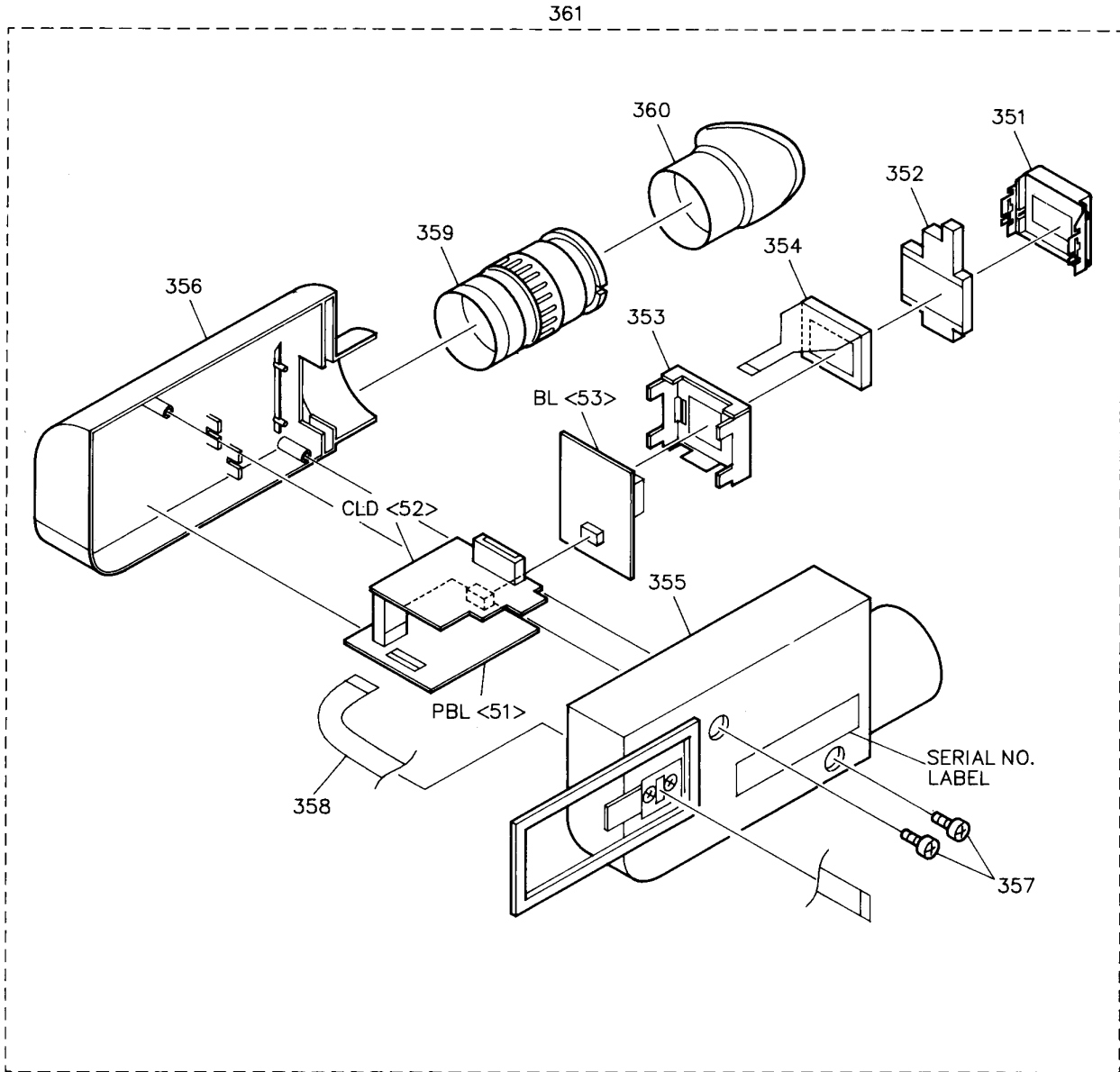
SECTION5 PARTS LIST

5.6 EL

#△ REF No

5.4 ELECTRONIC VIEWFINDER ASSEMBLY <M4>

PBL BC



- PWBA1
- IC7101
- IC7102
- IC7103
- Q7101
- Q7102
- Q7103
- Q7104
- Q7107
- Q7108
- D7101
- D7102
- R7101
- R7102
- R7103
- R7104
- R7105
- R7106
- R7107
- R7108
- R7109
- R7110
- R7111
- R7112
- R7113
- R7114
- R7115
- R7116
- R7117
- R7118
- R7119
- R7120
- R7121
- R7122
- R7123
- R7124
- R7125
- R7126
- R7129
- R7130
- R7132
- R7133
- R7134
- R7135
- R7136
- R7137
- R7138
- R7139
- R7140
- R7141
- R7142
- R7143
- R7144
- R7145
- VR7101
- VR7102
- VR7103
- C7101

#△ REF No. PART No. PART NAME, DESCRIPTION

ELECTRONIC VIEWFINDER ASSEMBLY < M4 >

#△ REF No.	PART No.	PART NAME, DESCRIPTION
351	YQ31801-1-1	HOLDER(LCD)
352	YQ43792	WINDOW(LCD)
353	YQ31802	HOLDER(LAMP)
354	PEDP0191	LCD PANEL

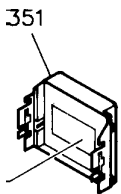
#△ REF No. PART No. PART NAME, DESCRIPTION

#△ REF No.	PART No.	PART NAME, DESCRIPTION
△ 355	YQ31958F	BOTTOM CASE ASSY
△ 356	YQ31932B	TOP CASE ASSY
357	SPSN2080M	SCREW,X2
358	PEWR0775	FPC
359	YQ31803-200	LENS ASSY
360	YQ31803-201	EYE CAP
△ 361	YS20782Q	E.VF ASSY

5.6 ELECTRICAL PARTS LIST

#	REF No.	PART No.	PART NAME, DESCRIPTION

PBL BOARD ASSEMBLY <51>			
	PWBA1	YB20747A1-01	PBL BOARD ASSY
	IC7101	FA7615M-XE	IC
	IC7102	TA75S01F	IC
	IC7103	TC7W04FU	IC
	Q7101	DTC143EE	TRANSISTOR
	Q7102	2SK1254S	TRANSISTOR
	Q7103	2SC3646(ST)	TRANSISTOR
	Q7104	DTC143EE	TRANSISTOR
	Q7107	UMX2N	TRANSISTOR
	Q7108	XP6534	TRANSISTOR
	D7101	SB07-03C-X	SB DIODE
	D7102	MA111	DIODE
	R7101	NRVA63D-272X	CMF RESISTOR 2.7kΩ, 1/16W
	R7102	NRVA63D-123X	MF RESISTOR 12kΩ, 1/16W
	R7103	NRSA63J-474X	RESISTOR 470kΩ, 1/16W
	R7104	NRVA63D-683X	CMF RESISTOR 68kΩ, 1/16W
	R7105	NRVA63D-153X	MF RESISTOR 15kΩ, 1/16W
	R7106	NRSA63J-104X	RESISTOR 100kΩ, 1/16W
	R7107	NRVA63D-333X	CMF RESISTOR 33kΩ, 1/16W
	R7108	NRSA63J-474X	RESISTOR 470kΩ, 1/16W
	R7109	NRSA63J-274X	RESISTOR 270kΩ, 1/16W
	R7110	NRSA63J-104X	RESISTOR 100kΩ, 1/16W
	R7111	NRVA63D-223X	CMF RESISTOR 22kΩ, 1/16W
	R7112	NRVA63D-223X	CMF RESISTOR 22kΩ, 1/16W
	R7113	NRVA63D-223X	CMF RESISTOR 22kΩ, 1/16W
	R7114	NRVA63D-472X	MF RESISTOR 4.7kΩ, 1/16W
	R7115	NRSA63J-682X	RESISTOR 6.8kΩ, 1/16W
	R7116	NRSA63J-681X	RESISTOR 680Ω, 1/16W
	R7117	NRSA63J-103X	RESISTOR 10kΩ, 1/16W
	R7118	NRSA63J-683X	RESISTOR 68kΩ, 1/16W
	R7119	NRSA63J-222X	RESISTOR 2.2kΩ, 1/16W
	R7120	NRSA63J-823X	RESISTOR 82kΩ, 1/16W
	R7121	NRVA63D-563X	MF RESISTOR 56kΩ, 1/16W
	R7122	NRVA63D-183X	MF RESISTOR 18kΩ, 1/16W
	R7123	NRSA63J-472X	RESISTOR 4.7kΩ, 1/16W
	R7124	NRVA63D-273X	MF RESISTOR 27kΩ, 1/16W
	R7125	NRVA63D-151X	MF RESISTOR 150Ω, 1/16W
	R7126	NRSA63J-104X	RESISTOR 100kΩ, 1/16W
	R7129	NRSA63J-155X	RESISTOR 1.5MΩ, 1/16W
	R7130	NRSA63J-103X	RESISTOR 10kΩ, 1/16W
	R7132	NRSA63J-153X	RESISTOR 15kΩ, 1/16W
	R7133	NRSA63J-333X	RESISTOR 33kΩ, 1/16W
	R7134	NRSA63J-183X	RESISTOR 18kΩ, 1/16W
	R7135	NRSA63J-332X	RESISTOR 3.3kΩ, 1/16W
	R7136	NRSA63J-222X	RESISTOR 2.2kΩ, 1/16W
	R7137	NRSA63J-821X	RESISTOR 820Ω, 1/16W
	R7138	NRSA63J-821X	RESISTOR 820Ω, 1/16W
	R7139	NRSA63J-332X	RESISTOR 3.3kΩ, 1/16W
	R7140	NRSA63J-102X	RESISTOR 1kΩ, 1/16W
	R7141	NRSA63J-103X	RESISTOR 10kΩ, 1/16W
	R7142	NRSA63J-103X	RESISTOR 10kΩ, 1/16W
	R7143	NRSA63J-2R2X	RESISTOR 2.2Ω, 1/16W
	R7144	NRSA63J-225X	RESISTOR 2.2MΩ, 1/16W
	R7145	NRSA63J-225X	RESISTOR 2.2MΩ, 1/16W
	VR7101	NVP1202-102N	V RESISTOR, REG 13.5V
	VR7102	NVP1202-223N	V RESISTOR, B-SUB BRIGHT
	VR7103	NVP1202-223N	V RESISTOR, BRIGHT
	C7101	NCF31CZ-104X	CAPACITOR 0.1μF, 16V



NO.

357

DESCRIPTION

Y

#	REF No.	PART No.	PART NAME, DESCRIPTION
	C7102	NCB31EK-103X	CAPACITOR 0.01μF, 25V
	C7103	NCF31CZ-104X	CAPACITOR 0.1μF, 16V
	C7104	NBE50GM-686X	E CAPACITOR 68μF, 4.0V
	C7105	NDC21HJ-222X	CAPACITOR 0.0022μF, 50V
	C7106	NCF31CZ-104X	CAPACITOR 0.1μF, 16V
	C7107	NCF31CZ-104X	CAPACITOR 0.1μF, 16V
	C7108	NCF21CZ-105X	CAPACITOR 1μF, 16V
	C7109	NCB21EK-104X	CAPACITOR 0.1μF, 25V
	C7110	NCF31CZ-104X	CAPACITOR 0.1μF, 16V
	C7111	NDC31HK-330X	CAPACITOR 33pF, 50V
	C7112	NBE21CM-105X	E CAPACITOR 1μF, 16V
	C7113	NCF21CZ-105X	CAPACITOR 1μF, 16V
	C7114	NBE71CM-336X	E CAPACITOR 33μF, 16V
	C7115	NBE71AM-476X	E CAPACITOR 47μF, 10V
	C7116	NCF21CZ-105X	CAPACITOR 1μF, 16V
	C7117	NBE71DM-226X	E CAPACITOR 22μF, 20V
	C7120	NCB31EK-103X	CAPACITOR 0.01μF, 25V
	C7121	NCF21CZ-105X	CAPACITOR 1μF, 16V
	C7122	NDC31HK-560X	CAPACITOR 56pF, 50V
	C7123	NCB31HK-102X	CAPACITOR 0.001μF, 50V
	C7124	NCB31HK-102X	CAPACITOR 0.001μF, 50V
	C7125	NDC31HK-560X	CAPACITOR 56pF, 50V
	C7126	NCB31EK-103X	CAPACITOR 0.01μF, 25V
	L7101	PELN1099-820MP	COIL 82μH
	L7102	YU41135-220K	COIL 22μH
	L7103	PELN0999-681MP	COIL 680μH
	T7101	PELN1190-R	SW TRANS
	SD1	YU42070	SHIELD PLATE
	CN7101	PEMC0855-010-R	CONNECTOR
	CN7102	PEMC0967-012-P	CONNECTOR
	CN7103	PEMC0907-010-P	CONNECTOR

CLD BOARD ASSEMBLY <52>

	PWBA2	YB20747A2-01	CLD BOARD ASSY
	IC7201	CXA1854AR	IC
	Q7201	2SC4655(BC)	TRANSISTOR
	Q7202	UMZ1N	TRANSISTOR
	Q7203	XN4504	TRANSISTOR
	Q7204	2SC4617(QR)	TRANSISTOR
	D7201	MA365	DIODE
	R7201	NRSA63J-102X	RESISTOR 1kΩ, 1/16W
	R7202	NRSA63J-102X	RESISTOR 1kΩ, 1/16W
	R7203	NRSA63J-102X	RESISTOR 1kΩ, 1/16W
	R7204	NRSA63J-563X	RESISTOR 56kΩ, 1/16W
	R7205	NRSA63J-393X	RESISTOR 39kΩ, 1/16W
	R7206	NRSA63J-563X	RESISTOR 56kΩ, 1/16W
	R7207	NRSA63J-223X	RESISTOR 22kΩ, 1/16W
	R7208	NRSA63J-0R0X	RESISTOR 0Ω, 1/16W
	R7212	NRVA63D-223X	CMF RESISTOR 22kΩ, 1/16W
	R7213	NRSA63J-0R0X	RESISTOR 0Ω, 1/16W
	R7214	NRSA63J-102X	RESISTOR 1kΩ, 1/16W
	R7215	NRVA63D-332X	CMF RESISTOR 3.3kΩ, 1/16W
	R7216	NRVA63D-472X	MF RESISTOR 4.7kΩ, 1/16W
	R7217	NRSA63J-274X	RESISTOR 270kΩ, 1/16W
	R7218	NRSA63J-103X	RESISTOR 10kΩ, 1/16W
	R7219	NRSA63J-333X	RESISTOR 33kΩ, 1/16W
	R7220	NRSA63J-103X	RESISTOR 10kΩ, 1/16W
	R7221	NRSA63J-273X	RESISTOR 27kΩ, 1/16W

#△ REF No.	PART No.	PART NAME, DESCRIPTION	
R7222	NRSA63J-153X	RESISTOR	15kΩ,1/16W
R7223	NRSA63J-0R0X	RESISTOR	0Ω,1/16W
R7224	NRSA63J-334X	RESISTOR	330kΩ,1/16W
R7225	NRSA63J-334X	RESISTOR	330kΩ,1/16W
R7226	NRSA63J-334X	RESISTOR	330kΩ,1/16W
R7227	NRVA63D-333X	CMF RESISTOR	33kΩ,1/16W
R7228	NRVA63D-563X	MF RESISTOR	56kΩ,1/16W
R7232	NRSA63J-393X	RESISTOR	39kΩ,1/16W
R7233	NRSA63J-393X	RESISTOR	39kΩ,1/16W
R7234	NRSA63J-393X	RESISTOR	39kΩ,1/16W
R7236	NRVA63D-563X	MF RESISTOR	56kΩ,1/16W
R7237	NRVA63D-333X	CMF RESISTOR	33kΩ,1/16W
R7238	NRSA63J-103X	RESISTOR	10kΩ,1/16W
R7239	NRSA63J-473X	RESISTOR	47kΩ,1/16W
R7240	NRSA63J-103X	RESISTOR	10kΩ,1/16W
R7241	NRSA63J-223X	RESISTOR	22kΩ,1/16W
R7244	NRSA63J-153X	RESISTOR	15kΩ,1/16W
R7245	NRVA63D-122X	MF RESISTOR	1.2kΩ,1/16W
R7246	NRVA63D-183X	MF RESISTOR	18kΩ,1/16W
R7247	NRVA63D-153X	MF RESISTOR	15kΩ,1/16W
R7248	NRSA63J-274X	RESISTOR	270kΩ,1/16W
R7249	NRSA63J-224X	RESISTOR	220kΩ,1/16W
R7250	NRSA63J-393X	RESISTOR	39kΩ,1/16W
R7251	NRSA63J-393X	RESISTOR	39kΩ,1/16W
R7252	NRSA63J-393X	RESISTOR	39kΩ,1/16W
R7254	NRSA63J-100X	RESISTOR	10Ω,1/16W
R7255	NRSA63J-100X	RESISTOR	10Ω,1/16W
R7258	NRSA63J-0R0X	RESISTOR	0Ω,1/16W
VR7201	NVP1202-473N	V RESISTOR,PLL	
VR7203	NVP1202-223N	V RESISTOR,R BRIGHT	
VR7204	NVP1202-223N	V RESISTOR,B BRIGHT	
VR7205	NVP1202-223N	V RESISTOR,BLACK LEVEL	
VR7206	NVP1202-473N	V RESISTOR,WHITE LEVEL	
C7201	NBE21CM-105X	E CAPACITOR	1μF,16V
C7202	NCB31EK-103X	CAPACITOR	0.01μF,25V
C7203	NBE21CM-105X	E CAPACITOR	1μF,16V
C7204	NCB31EK-103X	CAPACITOR	0.01μF,25V
C7205	NCF31CZ-104X	CAPACITOR	0.1μF,16V
C7206	NCF11CZ-225X	CAPACITOR	2.2μF,16V
C7207	NCB31HK-332X	CAPACITOR	0.0033μF,50V
C7208	NDC31HK-221X	CAPACITOR	220pF,50V
C7209	NCB31EK-103X	CAPACITOR	0.01μF,25V
C7210	NDC31HJ-330X	CAPACITOR	33pF,50V
C7211	NBE21CM-105X	E CAPACITOR	1μF,16V
C7212	NBE21CM-105X	E CAPACITOR	1μF,16V
C7213	NBE21CM-105X	E CAPACITOR	1μF,16V
C7214	NCB31EK-103X	CAPACITOR	0.01μF,25V
C7215	NBE41CM-106X	E CAPACITOR	10μF,16V
C7216	NCB31EK-103X	CAPACITOR	0.01μF,25V
C7218	NBE20JM-106X	E CAPACITOR	10μF,6.3V
C7219	NCB31EK-103X	CAPACITOR	0.01μF,25V
C7220	NCF21CZ-105X	CAPACITOR	1μF,16V
C7221	NCB31EK-103X	CAPACITOR	0.01μF,25V
C7222	NCB31EK-103X	CAPACITOR	0.01μF,25V
C7223	NCB31EK-103X	CAPACITOR	0.01μF,25V
C7224	NCB31EK-103X	CAPACITOR	0.01μF,25V
C7226	NCB31EK-103X	CAPACITOR	0.01μF,25V
C7227	NCB31EK-103X	CAPACITOR	0.01μF,25V
C7228	NCB31EK-103X	CAPACITOR	0.01μF,25V
C7229	NCB31EK-103X	CAPACITOR	0.01μF,25V
C7230	NCB31EK-103X	CAPACITOR	0.01μF,25V
C7231	NCB31EK-103X	CAPACITOR	0.01μF,25V
C7232	NCB31EK-103X	CAPACITOR	0.01μF,25V

#△ REF No.	PART No.	PART NAME, DESCRIPTION	
C7233	NCB31EK-103X	CAPACITOR	0.01μF,25V
C7234	NCB31EK-103X	CAPACITOR	0.01μF,25V
C7235	NCB31EK-103X	CAPACITOR	0.01μF,25V
C7236	NBE21CM-105X	E CAPACITOR	1μF,16V
C7237	NBE21AM-225X	E CAPACITOR	2.2μF,10V
C7238	NCB31EK-103X	CAPACITOR	0.01μF,25V
C7239	NBE21DM-155X	E CAPACITOR	1.5μF,20V
C7240	NCB31EK-103X	CAPACITOR	0.01μF,25V
C7241	NBE20JM-106X	E CAPACITOR	10μF,6.3V
L7201	PELN0865-100KY	COIL	10μH
L7202	PELN0704-100KY	COIL	10μH
L7204	PELN0704-100KY	COIL	10μH
CN7201	YU41358-12-R	CONNECTOR	
CN7202	PEMC0880-016-R	CONNECTOR	
CN7203	YU41361-10-P	CONNECTOR	

BL BOARD ASSEMBLY <53>

PWBA3	YB20747A3-01	BL BOARD ASSY
BL7301	PEDP0195	LAMP
CN7301	YU41359-10-P	CONNECTOR

JVC SERVICE & ENGINEERING COMPANY OF AMERICA
DIVISION OF US JVC CORP.

Head office	: 107 Little Falls Road Fairfield, New Jersey 07004	(201)808-9279
(East Coast)		
Midwest	: 705 Enterprise Street Aurora, Illinois 60504	(708)851-7855
West Coast	: 5665 Corporate Avenue Cypress, California 90630	(714)229-8011
Southeast	: 1500 Lakes Parkway Lawrenceville, Georgia 30243	(404)339-2522
Hawaii	: 2969 Mapunapuna Place Honolulu, Hawaii 96819	(808)833-5828

JVC CANADA INC.

Head office	: 21 Finchdene Square Scarborough, Ontario M1X 1A7	(416)293-1311
Vancouver	: 13040 Worster Court Richmond B.C. V6V 2B3	(604)270-1311

JVC